

Nucoda



Features & Benefits
Version 2013.3

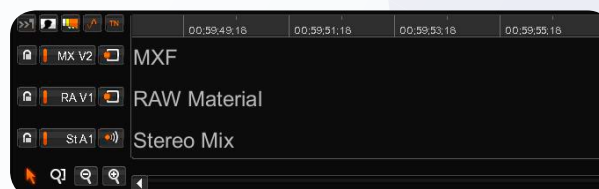
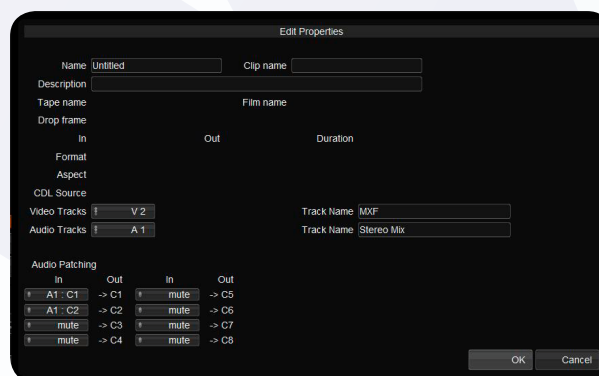
Doc Rev 5

Interface improvements

Name video and audio tracks

Tracks can be named in the composition properties.

A short name (the first 2 characters of the long name) is displayed on the Track labels in the GUI (keeping the V1, V2 etc)



There is a new GUI icon to turn a timeline view display of the full name On/Off

There is a minimum and maximum font size setting in the general.prefs file for the track names.

Keyboard shortcut for navigating bookmarks

Using the ctrl & < and > hot-keys it is now possible to jump from one bookmark to another without the bookmarks GUI window needing to be open.

New QuadZoom feature for use when dustbusting

When using 4K material operators typically work at particular zoom levels using 1/4 of the image at a time. This feature will automatically scale the image to fit to the current view, and then zoom to the top left, top right, bottom left and bottom right of the image respectively when the shortcut key is pressed

This will work for any image size, a new HUD overlay - quadzoom has been added to label the quadrants while working.

(Shortcut “0” on numeric keypad)

Bookmarks - Ability to export timecodes (not just frames) to the .csv file

When exporting a bookmark list to a .csv file the timecodes are now exported as well as the frames

“Exit” button on Login Page

A new Exit button has been added to the User Login page to enable users to exit from the start up process when they have accidentally started the software. Note, it is at the very bottom right.

Parade display improved

The parade display has been improved making it easier to see problems like banding.

Remove left/right keyboard interaction from thumb wheels (parameter sliders)

Previously the keys would also change parameters and move shape points depending on the focus of the mouse, when this preference is enabled, the l/R arrow keys will always move the playhead.

To move or nudge a selected shape or point you can use the arrow keys on the numeric keypad. (1,4,6,8). With no point or shape selected, the numeric arrows will alter numeric boxes as previously.

There is a new preference added to the GUI “Use Num lock arrows for Nudging”

Export options

Allow for more than 7 character frame padding on export

When exporting a file the padding value allowed has been increased 9 (max value). There are now nested properties for the Export Options so in the project.properties files export Options appear like the example below.

```
export
{
  order "Tracks Multi Src TC"
  AAF_order "Visible Multi Src TC"
  handleSize 25
  cache "Cache: None"
  burnIn "Burn In: <none>"
  SMPTE_LevelClip true
  scaleColour "Scale Colour: None"
  framePadding 8
  target "Target: Output"
  generateAAF false
  checkInToInterplay true
}
```

For an existing project the current format is saved so that user doesn't have to re-select it each time they import the project.

New \$T variable for video track name

In association with the track naming feature above, a new \$T variable for video Track name has been added. Will fall back to "Track n" if name does not exist.

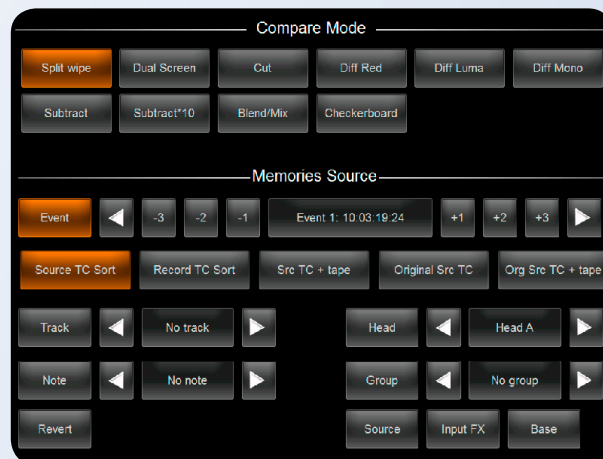
Panel options

Full Precision and Valhall support for Look, Fuse and Phoenix Finish

It is now possible to use the full Precision and Valhall panels on all Nucoda products and also on Phoenix Finish.

Event source mode on Precision panel

New menu functionality added to the Precision “Mems” menu to enable users to select the method of sorting timeline in event mode.



New CLI options and commands

CLI - new capability to set a note on a range of clips via the CLI
It is now possible to splice a folder to the timeline using:
`--import-folder -splice-order file`

It is then possible to set a note at the same time using
`--import-folder -splice order file --set-note`

CLI - new `overwrite-track` command

To be used when merging an EDL and setting a track for the new EDL to overwrite
`--import S:\Tests\CLI\EDL\Astro_Boy_Reel1_Conform_Left.edl overwrite-track 2`

CLI - Use %T for new Track name features

The CLI can now be used with the new %T variable to add the track name to the export naming options.

New tool

Automatic 3:2 pulldown with Auto Phase correction

New tool for automatically detecting and removing 3:2 pull down with auto phase correction for each scene, this new “reverse telecine” tool will fix cadence errors in 3:2 pulldown footage - creating a new 23,98 timeline. you will find it in the “Effects” list

File format support

Support for OpenEXR 2.0

Support has been added for OpenEXR 2.0, a major version update of the open source high dynamic range file format.

Optimized pixel reading - decoding RGB(A) scanline images has been accelerated on SSE processors providing a significant speedup when reading both old and new format images, including multipart and multiview files.

Image Systems AB (HQ)
Ågatan 40
SE-582 22 Linköping
Sweden
Tel:+46 (0)13 200 100
Fax:+46 (0)13 200 150

Digital Vision
Telefonvägen 30
126 26 Hägersten
Sweden
Tel:+46 (0)8 546 18200
Fax:+46 (0)8 546 18209

Digital Vision (UK)
11 Wardour Mews
London, W1F 8AN
United Kingdom
Tel:+44(0)20 7734 8282
Fax:+44(0)20 7292 6969

Digital Vision Systems Inc.
6464 Sunset Blvd
Suite 830
Hollywood
CA 90028USA
Tel:+1 818 769 8111
Fax:+1 818 769 1888

DigitalVision
www.digitalvision.tv